

Fleximix System

AN EXCITING NEW MIXER CONCEPT

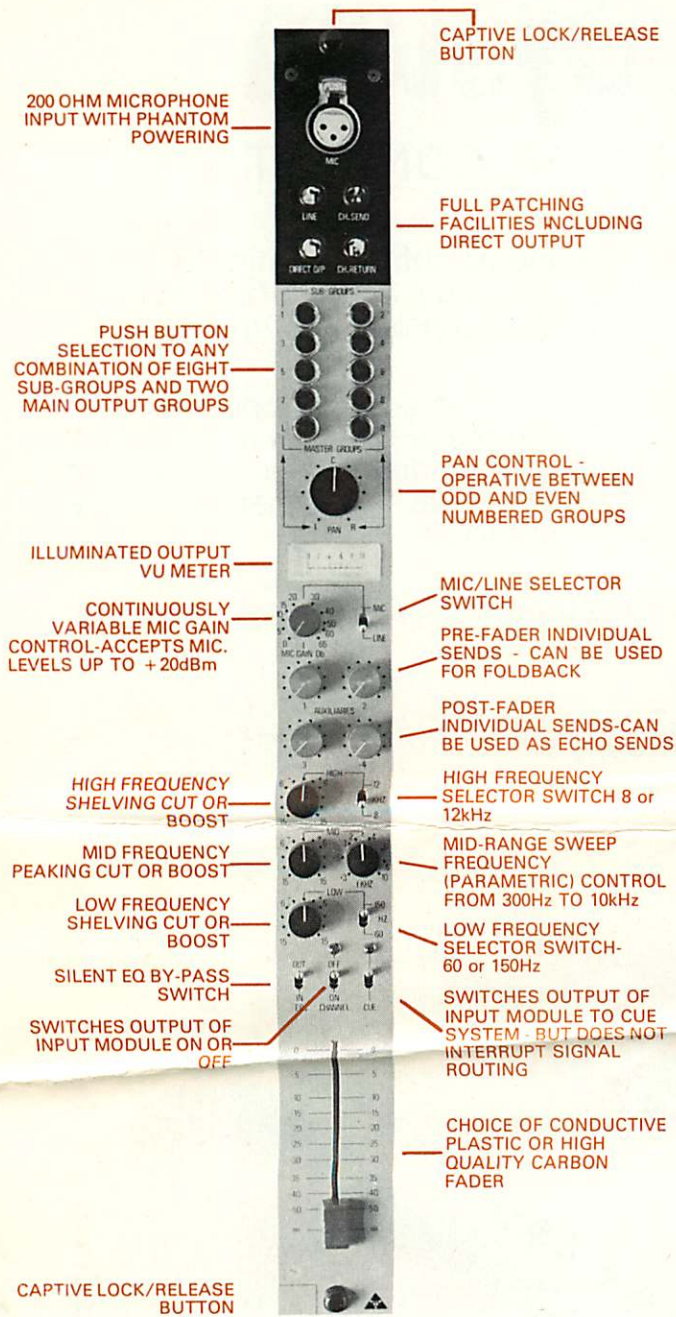
- Fully Modular
- Total system flexibility - any module can be placed anywhere in the mainframe.
- Expandable at any time from mono to 24 track with no pre-wiring necessary.
- Maximum of 10 mixed output groups (8 sub-masters and 2 main left-right masters), plus monitoring facilities up to 24 tracks.
- Individual illuminated channel metering and L.E.D. column indicators to P.P.M. specification on sub-master groups.
- Complete patchfield facilities including direct channel outputs and pre-fade limiter insertion on input channels and output groups.
- Self-contained power supply system. Each mainframe contains a fully regulated and protected dual power supply which can be used to "slave" another mainframe in the event of failure.
- Mainframes easily mounted in flight-cases.




TRIDENT



INPUT MODULE



Balanced 200 ohm mic input (1.2k transformer) with 45 volt phantom powering. Gain variable up to 65db. Mic/Line switch with separate line input jack.

Four auxiliary channel sends, each individually adjustable. Two pre-fade, two post-fade.

Three band equaliser comprising: HF selectable to 8 or 12kHz with continuously variable boost or cut of 16dB. Sweep frequency (parametric) mid-range from 300Hz to 10kHz with continuously variable boost or cut of 16dB. Low-frequency selectable to 60 or 150Hz with continuously variable boost or cut of 16dB. Silent EQ In/Out switch.

Push-button routing to eight sub-master groups and two main Left/Right master output groups, with panning between odd and even numbered groups.

Illuminated channel output V.U. meter.

Pre-fade or cue switch with L.E.D. indicator lamp.

Channel On/Off switch with L.E.D. indicator lamp.


Choice of conductive plastic or carbon track fader.

Patching facilities: Line input jack, Mic input X-L-R, Direct output jack (dis-connects group routing), Pre-fade send and return jacks.

Technical performance: Mic input noise ref. 200ohms better than -120dBm (unweighted). Line input noise ref. 20kohms better than -75dBm (unweighted). Maximum output +21dBm. Distortion at +20dBm 1kHz better than 0.05% THD. Frequency response ± 1 dB 20Hz to 20kHz

Module size: 500mm. (19 $\frac{3}{4}$ "') by 45mm. (1 $\frac{3}{4}$ "')

SUB-MASTER MODULE



10 L.E.D. vertical column indicator scaled from +6 to -20dBm. Red L.E.D.'s above '0' reference, green below. Ballistics to P.P.M. specification.

Facility to pan sub-master output signal onto Left/Right master output groups. This is coupled with a selector switch so that an external device such as the output from an echo device can be returned directly to the Left/Right master groups. This disconnects the sub-master output from the pan control.

Four auxiliary sends linked to the channel sends, each individually adjustable. Two pre-monitor level, two post monitor level.

Two control room speaker monitoring with push-button speaker selection and level control. Linked to this facility is a switch to select either the sub-master output or an external line input (Tape machine output etc.) onto the monitoring system. The L.E.D. column indicator automatically follows this switch.

Pre-fade or cue switch with L.E.D. indicator lamp.

Group On/Off switch with L.E.D. indicator lamp.

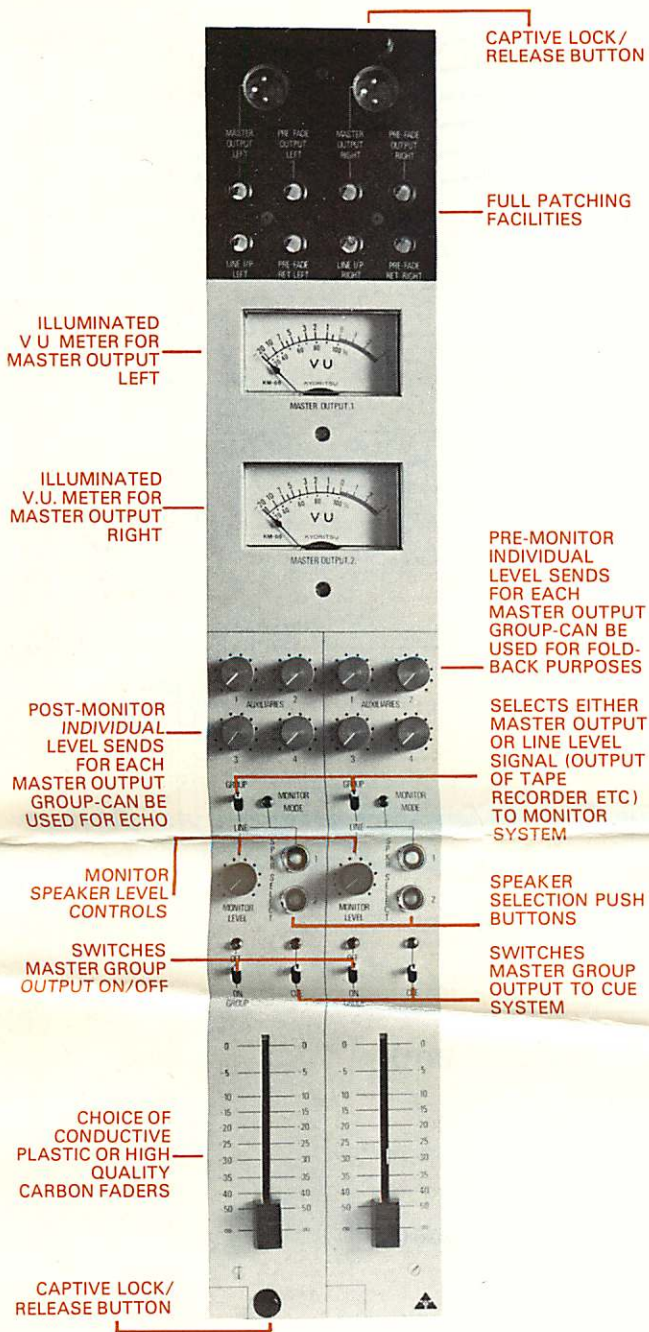
Choice of conductive plastic or carbon track fader.

Patching facilities: Sub-master output jack, Line input jack, external L.E.D. meter input jack, Pre-fade send and return jacks.

Technical performance: Maximum group output +21dBm. Distortion at +20dBm 1kHz better than 0.05% THD. Noise better than -70dBm ref. 0dBm (unweighted). Group gain pre-settable up to 10dB.

Module size: 500mm. (19 $\frac{3}{4}$ "') by 45mm. (1 $\frac{3}{4}$ "')

LEFT/RIGHT MASTER MODULE



Two illuminated wide scale V.U. meters.

Four auxiliary or cue sends linked to the channel and sub-master group busses, each individually adjustable. Two pre-monitor level, two post-monitor level.

Two speaker monitoring facility for each Left/Right output. Push-button selection of speaker and level control. Same facility to select either group monitoring or external line input as the sub-master module. V.U. meters also follow the selector switch.

Pre-fade or cue switch with L.E.D. indicator lamp.

Group On/Off switch with L.E.D. indicator lamp.

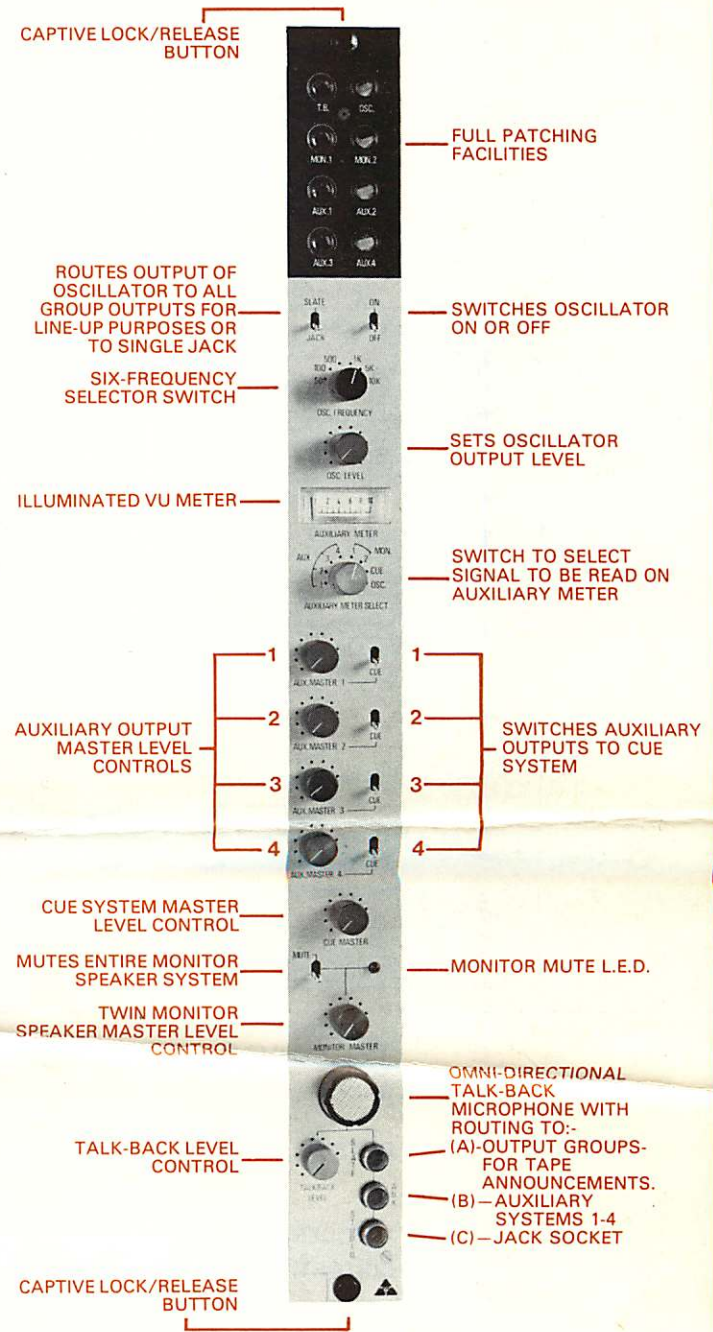
Choice of conductive plastic or carbon track faders.

Patching facilities: X—L—R for each Left/Right master output, also duplicated on jacks, Line input jacks for each Left/Right group, Pre-fade send and return jacks for each Left/Right group.

Technical performance: Maximum group output +21dBm. Distortion at 20dBm 1kHz better than 0.05% THD. Noise better than -70dBm ref. 0dBm (unweighted). Group gain pre-settable up to 10dB. Frequency response ± 1 dB 10Hz to 20kHz.

Module size: 500mm. (19 3/4") by 90mm. (3 1/2").

AUXILIARY MODULE



Six frequency oscillator routable to all group outputs, maximum output level +10dBm. Very low distortion circuit design (typically less than 0.05% THD).

Illuminated V.U. meter switchable to read oscillator output, auxiliary send master outputs, and master monitor outputs.

Master level controls for each of the four auxiliary send outputs plus a switch beside each master control to send each auxiliary output to the pre-fade or cue buss.

Master pre-fade or cue level control.

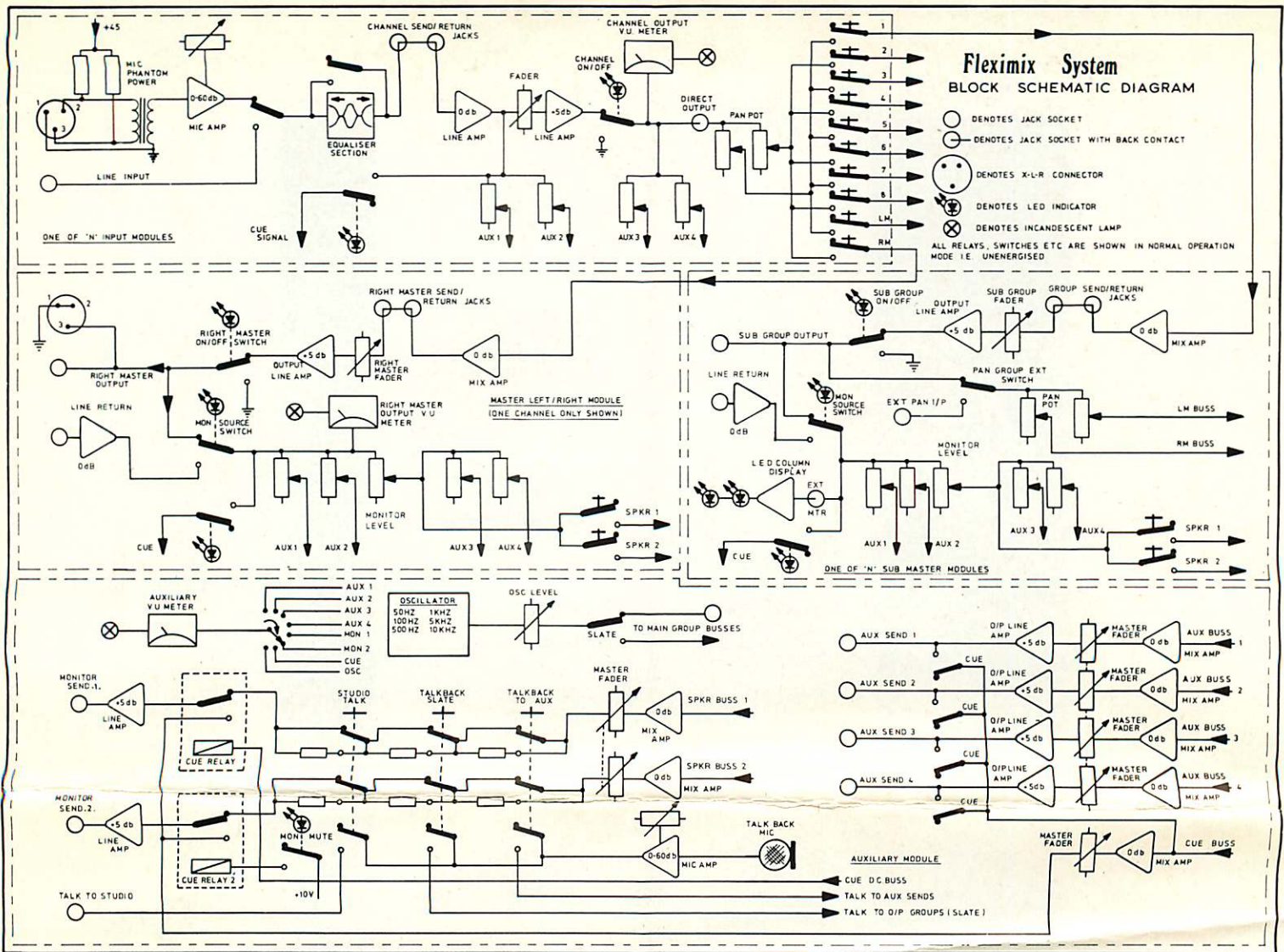
Master level control for two speaker monitoring system with monitor mute switch and L.E.D. indicator lamp.

Talk-back microphone with level control and push-button routing to output groups (for tape announcements), auxiliary sends, and studio. In each mode the monitor speaker system is attenuated by 20dB to prevent howl-round.

Patching facilities: oscillator jack, talk-back jack, auxiliary send jacks (four), monitor send jacks (two).

Technical performance: Oscillator frequencies: 50Hz, 100Hz, 500Hz, 1kHz, 5kHz, 10kHz. Maximum output +10dBm. Level accurate within 0.5dB across all frequencies. Auxiliary outputs maximum level +21dBm. Distortion at +20dBm 1kHz better than 0.05% THD. Noise better than -70dBm (unweighted). Frequency response ± 1 dB 20Hz to 20kHz. Monitor outputs as above. Talk-back mic dynamic omnidirectional. Maximum gain 60dB.

Module size: 500mm. (19 3/4") by 45mm. (1 3/4").



TECHNICAL SPECIFICATION (Overall System)

- GAIN:** Maximum Mic Gain 70dB*
Maximum Line Gain 10dB*
- OUTPUT:** Maximum output level into loads of 5k Ohms and above: +21dBm.
Maximum output level into 600 Ohms + 16dBm.
Nominal level +4dBm.
- FREQUENCY RESPONSE:** Line input to group output ± 1 dB 20Hz to 20kHz
- DISTORTION:** (Line input to group output):
Better than 0.05% THD at 1kHz + 20dBm
Better than 0.15% THD at 10kHz + 20dBm
- NOISE:** With 10 input channels routed to one group and all faders set for unity gain: Typically -70dBm (unweighted)
- CROSSTALK:** With one channel routed to one group and faders set for unity. No worse than -60dBm 20Hz to 20kHz.
- *System gain can be increased up to 10dB by adding further gain to either the input module output line amp or group output line amp.

POWER REQUIREMENTS: 110-240V. 50/60 Hz.

DIMENSIONS: 15 Module Mainframe 27" (686mm.) wide x 24" (610mm.) deep x 5" (127mm.) high.

CONSTRUCTION

The mixer is strongly constructed from alloy and sheet steel, with all panels removable for ease of servicing. Front panels are finished in high quality anodised aluminium with wear resistant lettering. The complete electronics are contained on glass fibre printed circuit boards, with highest quality components, metal oxide resistors and selected low-noise solid-state devices being used throughout.

In accordance with our continuing policy of product improvement and development we reserve the right to modify or change designs without prior notice.

