




CONDENSER MICROPHONES WITH INTEGRAL TRANSISTORIZED RF CIRCUITRY



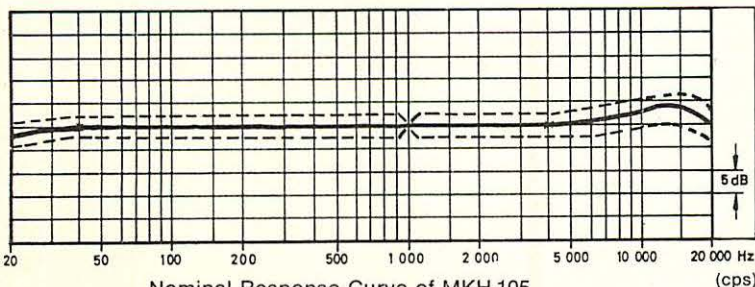
MKH405

MKH105

MODELS MKH 105 OMNIDIRECTIONAL CONDENSER MICROPHONES WITH TRANSISTORIZED RF CIRCUITRY

Models MKH 105 are high-quality condenser pressure-transducers, with spherical directional characteristics. The microphones' frequency range is extremely wide, while their response curve is completely free of peaks and dips. Especially notable is the microphones' freedom from vibrational pickup.

Model MKH 105 has an output impedance of approximately 10 ohms, and is designed for connection to balanced circuitry with a minimum input impedance of 200 ohms. Power is duplexed into the audio cable, and no additional conductor is required. This model is designed primarily for large studios and other installations with master power supplies.



Nominal Response Curve of MKH 105
showing maximum permissible deviation from nominal values.
(each microphone is supplied with its individually plotted frequency response curve)

MKH805

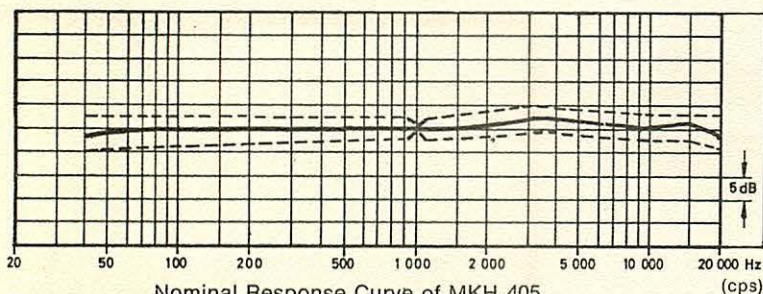
TECHNICAL DATA

	MKH 105
Acoustic mode of operation	pressure receiver
Directional characteristic	omnidirectional
Frequency range	20 to 20,000 cps
Output level ref. 1 mW/10 dynes/cm ²	- 27 dbm
EIA Rating	- 121.5 db
Impedance	approx. 10 ohms balanced, ungrounded
Minimum matching load	200 ohms
Unweighted noise voltage	approx. 4 μ volts
Weighted noise voltage (DIN 45405)	approx. 7 μ volts
Equivalent noise level DIN 5045-A-Filter DIN 45405	approx. 19 db approx. 25 db
Total harmonic distortion at 100 μ bar	< .5 %
Power supply voltage	10 volts \pm 1 volt
Operating current	approx. 5 ma
Temperature range	- 10 to + 70 $^{\circ}$ C (14 $^{\circ}$ to 158 $^{\circ}$ F)
Dimensions	$\frac{3}{4}$ in. diameter 5 in. long
Weight	3.2 oz.
Connector	Tuchel T 3262
Contact 1	audio, + 10 volts
Contact 2	
Contact 3	audio, - 10 volts
Plug shell	shield

MODELS MKH 405 DIRECTIONAL CONDENSER MICROPHONES WITH TRANSISTORIZED RF CIRCUITRY

Models MKH 405 are high-quality transducers which respond to pressure gradients, and possess cardioid directional characteristics. Their response curve is remarkably free of peaks and dips, and their directional characteristics are very precise and independent of frequency.

Model MKH 405 has an output impedance of approximately 10 ohms, and is designed for connection to balanced circuitry with a minimum input impedance of 200 ohms. Power is duplexed into the audio cable, and no additional conductor is required. This model is designed primarily for large studios and other installations with master power supplies.



Nominal Response Curve of MKH 405 showing maximum permissible deviation from nominal values. (each microphone is supplied with its individually plotted frequency response curve)

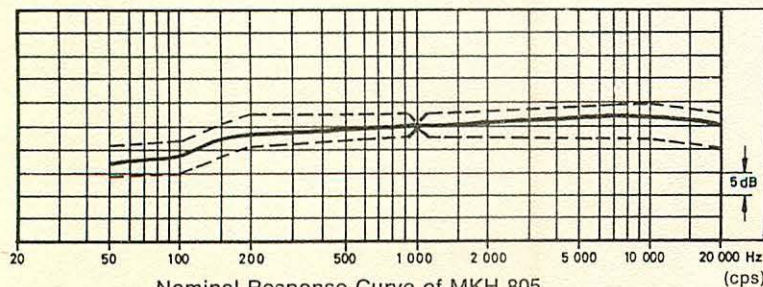
TECHNICAL DATA

	MKH 405
Acoustic mode of operation	pressure gradient receiver
Directional characteristic	cardioid
Frequency range	40 to 20,000 cps
Output level ref. 1 mW/10 dynes/cm ²	- 27 dbm
EIA Rating	- 121.5 db
Impedance	approx. 10 ohms
Minimum matching load	200 ohms
Unweighted noise voltage	approx. 10 μ volts
Weighted noise voltage (DIN 45405)	approx. 7 μ volts
Equivalent noise level DIN 5045-A-Filter DIN 45405	approx. 19 db approx. 25 db
Total harmonic distortion at 100 μ bar	< .5 %
Power supply voltage	10 volts \pm 1 volt
Operating current	approx. 5 ma
Temperature range	- 10° to + 70° C (14° to 158° F)
Dimensions	$\frac{3}{4}$ inch diameter $\frac{5}{16}$ inch long
Weight	3.5 oz.
Connector	Tuchel T 3262
Contact 1	audio, + 10 volts
Contact 2	
Contact 3	audio, - 10 volts
Plug shell	shield

MODELS MKH 805 ULTRADIRECTIONAL NARROW BEAM CONDENSER MICROPHONES WITH TRANSISTORIZED RF CIRCUITRY

Models MKH 805 are extremely directional microphones of a new type, featuring an exceptionally narrow front lobe and high front-to-back (and side) ratio. A novel combination of the principle of interference with that of pressure gradients has resulted in the development of an unidirectional narrow-beam pattern which can 'pick out' a speaker at great distances. The unit is especially useful in television and film work where aesthetic considerations make it imperative that the microphone be placed far from the performer. Of especial note are the microphones' low internal noise level and imperviousness to wind and mechanical noises.

Model MKH 805 has an output impedance of approximately 10 ohms, and is designed for connection to balanced circuitry with a minimum input impedance of 200 ohms. Power is duplexed into the audio cable, and no additional conductor is required. This model is designed primarily for large studios and other installations with master power supplies. Models MZN 5/1 and MZN 6 were especially designed for these applications.



Nominal Response Curve of MKH 805 showing maximum permissible deviation from nominal values. (each microphone is supplied with its individually plotted frequency response curve)

TECHNICAL DATA

	MKH 805
Acoustic mode of operation	interference receiver
Directional characteristic	narrow beam
Frequency range	50 to 20,000 cps
Output level ref. 1 mW/10 dynes/cm ²	- 21 dbm
EIA Rating	- 115.4 db
Impedance	approx. 10 ohms balanced ungrounded
Minimum matching load	200 ohms
Unweighted noise voltage	approx. 10 μ volts
Weighted noise voltage (DIN 45405)	approx. 10 μ volts
Equivalent noise level DIN 5045-A-Filter DIN 45405	approx. 19 db approx. 24 db
Total harmonic distortion at 50 μ bar	< .5 %
Power supply voltage	10 volts \pm 1 volt
Operating current	approx. 5 ma
Temperature range	- 10° to + 70° C (14° to 158° F)
Dimensions	$\frac{3}{4}$ inch diameter 22 inch long
Weight	14 oz.
Connector	Tuchel T 3262
Contact 1	audio, + 10 volts
Contact 2	
Contact 3	audio, - 10 volts
Plug shell	shield