

**PULTEC**

# PROGRAM EQUALIZER

## MODEL EQH

**TO** ADD THAT "FINAL TOUCH" TO THE BALANCE OF GOOD PROGRAM MATERIAL, AND TO GREATLY

**IMPROVE** THE QUALITY OF PROGRAM MATERIAL PREVIOUSLY RECORDED ON EQUIPMENT OF INFERIOR QUALITY OR DIFFERING CHARACTERISTICS.

It is usually those tones on the extreme ends of the musical spectrum which lose their proper perspective in the many steps between the musician and the ultimate listener. The wide range of equalization curves provided in the Model EQH makes it possible to correct the very low and very high frequency notes of the orchestra without "muddying up" the middle register instruments.

In addition to the wide choice of frequencies provided, the effectiveness of this equalizer is further enhanced by the availability of 16 db of boost and 16 db of attenuation on the high frequency curves. Low frequency curves provide up to 13.5 db of boost and 17 db of attenuation.

Separate boost and attenuate controls permit boosting on any high frequency while attenuating on the 10 kcs curve.

Continuously variable controls allow variation of the amount of equalization, even on sustained tones, without steps in level, or noise.

All controls are clickless and a key permits cutting the equalizer in and out on cue.

*Licensed under patents of the  
Western Electric Company*

## MODEL EQH-3

### HIGH IMPEDANCE INPUT


**TUBE INPUT:** Grid circuit input (additional stage) used to provide over 1 megohm input impedance, and cathode coupled to provide impedance step-down to feed the passive equalizer network. Useful for bridging the output of Tuners and other high impedance devices.

**TRANSFORMER OUTPUT:**  
For use into loads of 600/250/150 ohms.

NO LOSS

PASSIVE

COMPACT



### VERSATILE:

30, 60 and 100 cps Shelf } **Boost** frequencies.  
3, 5, 8, 10 and 12 kcs Peak }

30, 60 and 100 cps Shelf } **Atten** frequencies.  
10 kcs Shelf }

### LOSSLESS:

Amplifier built in following passive equalizer.

### PROFESSIONAL:

0.15% distortion at +10 dbm into 600 ohms.

Noise 87 db below +10 dbm.

Flat 20 cps to 20 kcs.

### SMALL SIZE:

Only 3½" high.

### FINISH:

Pultec blue-gray baked enamel. Engraved.

**PULTEC**

## MODEL EQH-2

### LOW IMPEDANCE

**TRANSFORMER INPUT:**  
To work from 600/250/150 ohms.

**TRANSFORMER OUTPUT:**  
For use into loads of 600/250/150 ohms.

*Curves and Specifications on reverse side  
apply to both models.*

**PULSE TECHNIQUES, INC.**

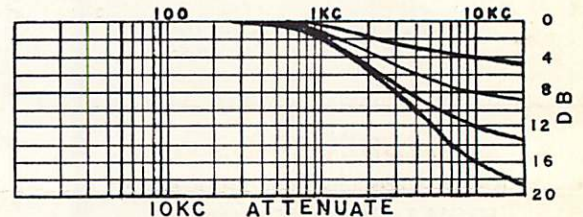
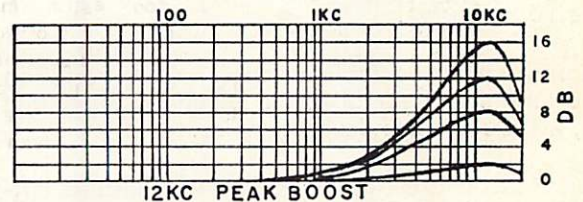
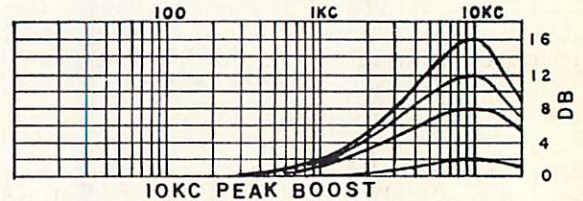
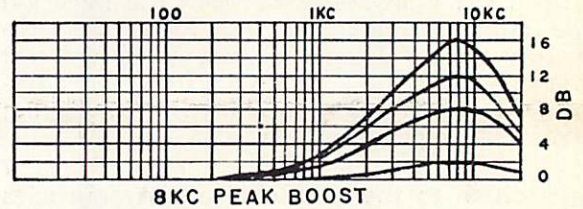
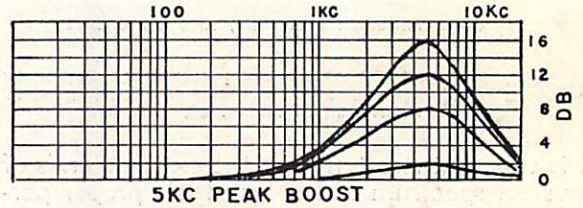
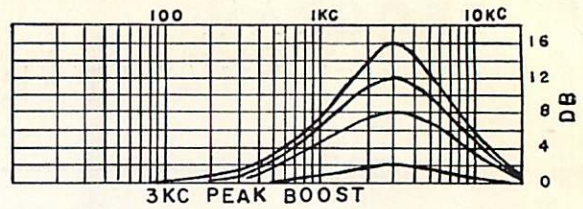
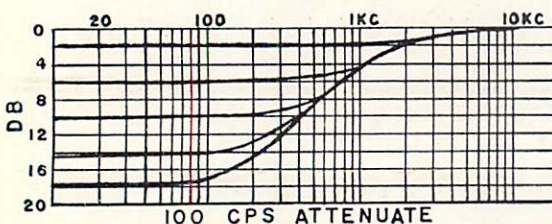
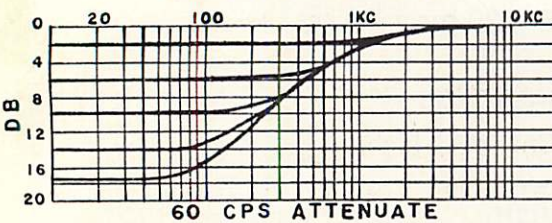
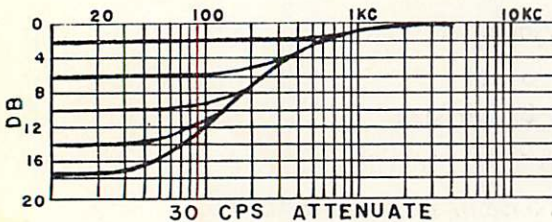
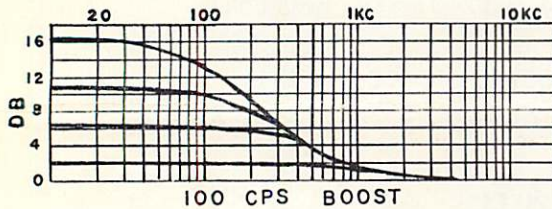
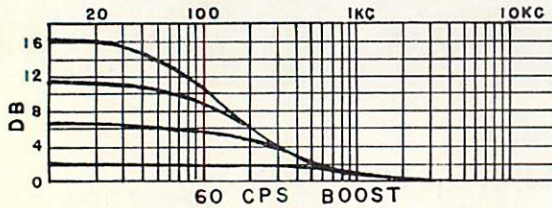
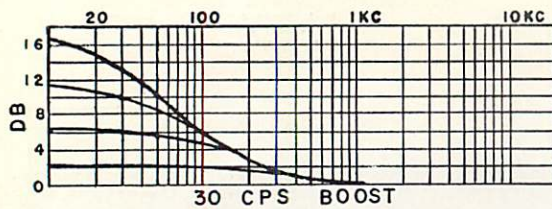
1411 PALISADE AVE., WEST ENGLEWOOD, NEW JERSEY

TEANECK 7-2575



## PULTEC PROGRAM EQUALIZER

## MODELS EQH-2 & EQH-3



The boost and attenuate controls are continuously variable. Therefore, the curves in the above families represent typical settings, not steps.

### Specifications

**TOROID** coils, Peerless audio and Chicago power transformers used for low noise and distortion and high dependability.

30, 60 and 100 cps shelf boost — 0 to 13.5 db.

30, 60 and 100 cps shelf attenuate — 0 to 17 db.

3, 5, 8, 10 and 12 kcs peak boost — 0 to 16 db.

10 kcs shelf attenuate — 0 to 16 db.

**SEPARATE** low and high frequency boost and attenuate controls, continuously variable to permit stepless adjustment on sustained tones.

**SEPARATE** low and high frequency selector switches.

**IN-OUT KEY:** Switches equalizer "in" and "out" without changes in level, or clicks.

**NOISE:** 87 db below +10 dbm.

**DISTORTION:** 0.15% at +10 dbm into 600 ohms.

**RESPONSE:** Flat, 20 cps to 20 kc; +0, -1 db.

**LOSS:** None. Insertion loss restored by amplifier.

**INPUT and LOAD IMPEDANCES:** See reverse side of page.

**TUBES:** 1 each 12AX7, 12AU7, 6X4 included.

**POWER REQUIRED:** 117 volts, 50/60 cps, 25 watts.

**PANEL SIZE:** 3½" x 19". Depth behind panel 7¾".

**PANEL FINISH:** Pultec blue-gray baked enamel. Engraved.

**MOUNTING:** Standard RTMA rack mounting.

**NET WEIGHT:** 12 pounds.