

FAIRCHILD
STEREO PHONO PREAMPLIFIER CARD
MODEL 692SPA

1B692SPA/769

INSTRUCTION MANUAL

FAIRCHILD MODEL 692SPA
STEREO PHONO PREAMPLIFIER CARD

DESCRIPTION

The FAIRCHILD stereo phono preamplifier card, MODEL 692SPA, is designed to provide amplification with NAB or RIAA phono equalization curves. Two completely separate preamplifiers are assembled on one card. Compact packaging allows this card to be used inside any turntable or alongside any of the INTEGRA II cards. Gain of each amplifier is controlled separately by controlling the amount of feedback in the output section of the preamplifier. This enables the gain to be controlled without increasing the noise of the preamplifier. Input of the preamplifier is designed to work with any high quality magnetic pickup.

INSTALLATION

The FAIRCHILD 692SPA card can be mounted using the FAIRCHILD 692S single card holder, mounting it close to the turntable pickup or in the 692RM card rack. When the 692SPA card is mounted in a card rack, CAUTION should be exercised not to have the wires from the phono pickup to the input of the preamplifier any longer than 4 feet, and maximum capacity to ground of each input not to exceed 100 pf, in order to maintain the flat frequency response at high frequencies (if cartridge impedance is 47K).

The FAIRCHILD 692SPA card is not sensitive to hum pickup and can be mounted close to any equipment generating strong AC fields, within reason, of course.

SPECIFICATIONS

GAIN	Variable from +30 to 65 db 1000 cycles
NOISE	65 db down - below line level
DISTORTION	Less than 0.2%
FREQUENCY RESPONSE	Within .05 db from specified curve
MAX OUTPUT HANDLING CAPABILITY	+ 18 dbm
INPUT IMPEDANCE	50K ohms
OUTPUT IMPEDANCE	3 ohms
POWER REQUIREMENTS	24 volts at 10 ma per section
DIMENSIONS	3 1/2" wide by 5 1/2" deep

WARRANTY

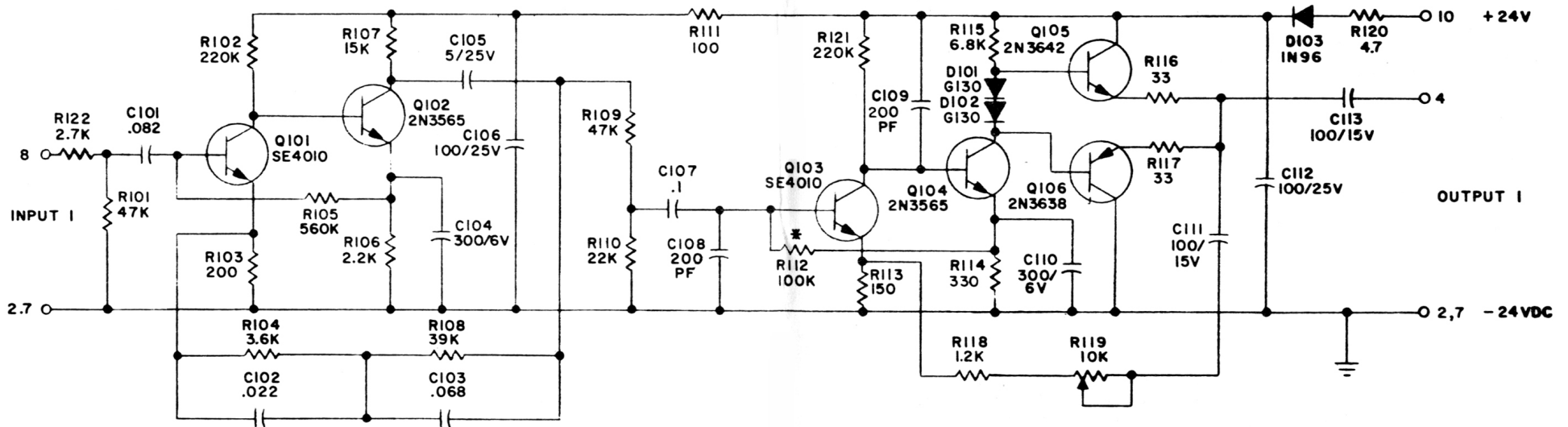
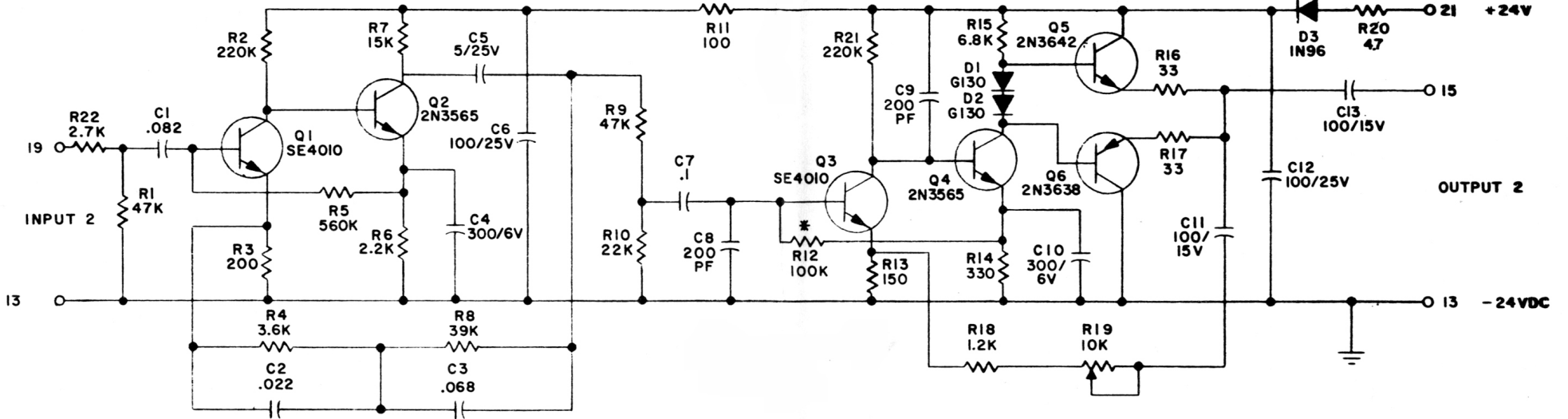
See standard warranty policy. To validate warranty, complete and return the warranty registration card included with this manual. If there is any question on this or any other FAIRCHILD professional product, please do not hesitate to contact our Customer Service Department, FAIRCHILD SOUND EQUIPMENT CORPORATION, 10-40 45th Avenue, Long Island City, New York 11101

ATTACHMENTS

Schematic diagram w/connections B 96562

3- R12,14 & 19 WERE 200K, 560Ω
& 50K AS PER ECO#3. 7/3/69

ISSUE: 1-12.6.68
2-1.30.69



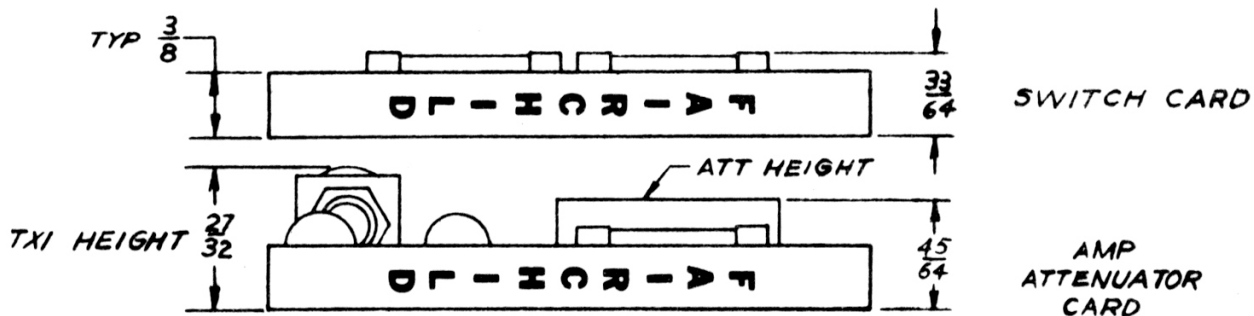
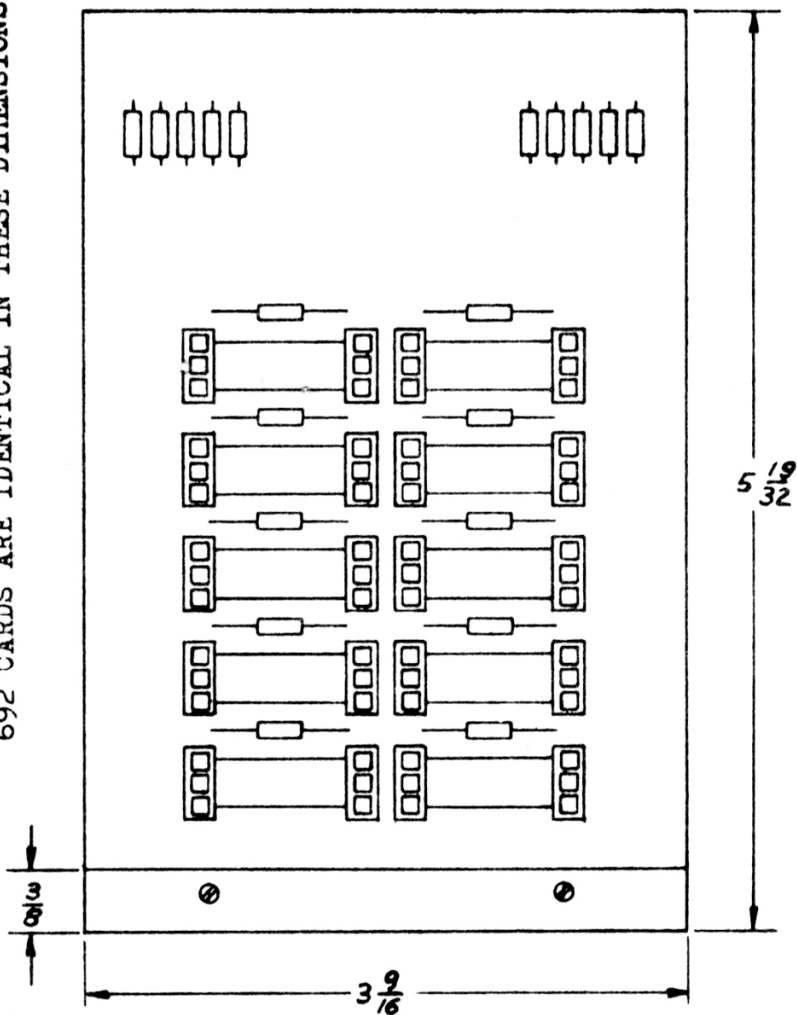
NOTES:

1. ALL RESISTORS IN OHMS & 1/4 W UNLESS OTHERWISE SPECIFIED.
2. ALL CAPACITORS IN MFD UNLESS OTHERWISE SPECIFIED.
3. * TO BE SELECTED AT FINAL TEST.

692SPA
B-96562

INTEGRA II PC BOARD MOUNTING DIMENSIONS

AUDIO SWITCHER CARD USED AS AN
EXAMPLE FOR LENGTH & WIDTH. ALL
692 CARDS ARE IDENTICAL IN THESE DIMENSIONS.



A-96297