

Your Windings Travel in the Right circles...

PRECISION

LONG LIFE

LOW MAINTENANCE

HIGH SPEED

THE RIGHT WINDING EQUIPMENT FOR **YOUR** REQUIREMENTS

This folder contains a basic selection of the finest equipment available for your coil winding needs. Herein are presented today's most advanced developments by foremost design engineers. These ruggedly built, well designed machines provide you with a wide range of equipment capable of solving almost all coil winding setup problems. Many of the coil winding machines now standard throughout the industry were originally conceived, designed and produced by Coil Winding Equipment Company.

THE **YOU** APPROACH IN WINDING EQUIPMENT

The winding equipment presented in this catalogue was designed from the viewpoint of YOUR production requirements. Simplicity, speed, efficiency, ease of handling - all are prime design considerations. All equipment is tested throughout production and on completion to meet the most rigid requirements for accuracy, long life expectancy and suitability to YOUR production setups.

"IF YOU DON'T SEE WHAT YOU WANT, JUST..."







It is conceivable that your specific requirements may fall outside the wide range of operations performed by our standard models. In such a case, our staff of experienced design engineers is at your service. Designs and quotations will be submitted promptly without obligation. When writing, please submit a sample coil or blueprint.



COIL WINDING EQUIPMENT CO., OYSTER BAY, L. I., NEW YORK

for **your** coil winding needs...

RECOMMENDED MODELS FOR EACH COIL TYPE WITH TYPICAL APPLICATIONS


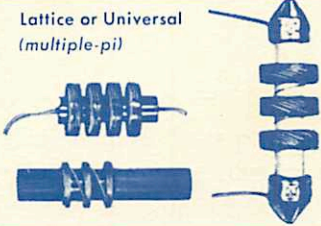




TYPE OF COIL	RECOMMENDED MODELS			TYPICAL APPLICATION
	LABORATORY	MOD. PRODUCTION	MAX. PRODUCTION	
1 Single Layer, Close Wound (see also Type 4) 	A, AA, L, LL, M, MP, W, WX, & most other models	A, AA, B, H, LL, M, MP, P, W, & most other models	H, M, MP, CK-SL , PK , CK-SLM	Resistors R.F. Coils Peaking Coils Flashers Voltage dividers
Single Layer, Space Wound (see also Type 4) 2 	B, P, W, WX, MP, & machines in type 5	B, MP, P, W	MP, CK-SL , CK-SLM	
3 Air Wound (Self-supporting) 	Close Wound A, AA, L, LL, M	A, AA, L, LL, M, H	M, H, CK-SL , CK-SLM	R.F. Inductances
	Close or Space Wound MP, WX, W, B, P	MP, W, WX, P, B	MP, CK-SL , CK-SLM	
	Linear or Non Linear W, WX, MP	W, WX, MP	MP, CK-SL	
4 Single Layer Strips (see also Types 1 & 2) 	P, B, with strip winding head. Also, BRS, BXRS	P, B, with strip winding head. Also, BRS, BXRS	P, B, with strip winding head. Also, BRS, BXRS CK-SL PK , CK-SLM	Potentiometers Delay lines
5  Bobbins, solid core hollow core	AB, C, C-1, CF, CH, CHF, CHM, CHS, CM, CX, W, WX	AB, C, C-1, CX, CH, CHM, W	C, C-1, CX, CH, CHM, AB, CK-CP CK CKM	Solenoids Relays Focus coils Precision resistors Speaker voice coils
	Above models, and CS, C-1S, CHS, CXS, ABS	Above models, and CS, C-1S, CHS, CXS, ABS, H, CKM	Above models, and CS, C-1S, CHS, CXS, ABS, H, ACK	
6  Interwoven (Acetate, cotton, glass, etc.)	C, CH, CHM, CHS, CS, CX, CXS, I, J, W, WX, U	CH, CHM, CHS, CS, CX, CXS, I, J	CS, CH, CHM, CHS, CX, CXS, I, J	Solenoids, Relays

ABOVE MODELS **ACK** **CK-SL** **CK** **CK-CP** **PK** ARE AUTOMATIC OR SEMI-AUTOMATIC COIL WINDERS

ABOVE MODELS **CKM** **CK-SLM** ARE MANUALLY INDEXED TURRET-TYPE COIL WINDERS

... the right winding machine.

RECOMMENDED MODELS FOR EACH COIL TYPE WITH TYPICAL APPLICATIONS

TYPE OF COIL	RECOMMENDED MODELS			TYPICAL APPLICATION
	LABORATORY	MOD. PRODUCTION	MAX. PRODUCTION	
7  Lattice or Universal (single-pi)	U, W, WX	U, W, WX	U*, W*, WK WKM	Flybacks Antenna & I.F. Coils R.F. Power supplies R.F. chokes Lumped delay lines
8  Lattice or Universal (multiple-pi)	U, W, WX	W, WX	W*, WK WKM	R.F. Inductances I.F. Inductances Slug tuned coils Distributed delay lines
9  Progressive Universal standard compensated	W, WX	W, WX	W, WX WK WKM	R.F. Inductances I.F. Inductances Slug tuned coils Distributed delay lines
	W, WX	W, WX	W, WX WK WKM	
10  Bank winding Distributed bobbin Compensated distributed bobbin	W, WX	W, WX	W, WX	R.F. and other inductances with low distributed capacity Distributed delay lines
11  Interleaved coils (stick winding)	W, WX, C, CS, C-1, C-1S, AL, AM, AC, BL, BM, BC, etc.	C-1, AL, AM, AC, BL, BM, BC	AL, AM, AC, BL, BM, BC	Transformers Reactors Audio chokes
12  Random (see also Type 5 & 14)	W, WX, A, AA, L, LL, M, MP, LA	A, AA, L, LL, M, MP, H, LA HKM	L, LL, M, MP, H HK HKM GHK (W & CS for inter-connected windings)	Motor fields TV deflection coils Armatures

ABOVE MODELS **WK** **GHK** **HK** ARE AUTOMATIC OR SEMI-AUTOMATIC COIL WINDERS

ABOVE MODELS **HKM** **WKM** ARE MANUALLY INDEXED TURRET-TYPE COIL WINDERS


*Maximum production of solid core coils is provided by the use of 4-station machines.

13



TYPE OF COIL—
TOROIDS

Toroid-type windings are coming into increasing popularity because of their electrical superiority. Double-ring machines (DB series) with mechanical feed devices provide the accuracy of turns' placement required for rheostats, autotransformers, etc.



14



TYPE OF COIL—
STATORS

This type of coil, previously wound as shown in type 12, can now be wound in the lamination. Usually this results in substantial production savings while producing a more uniform and higher quality product.

ADVANCED ENGINEERING

IS THE KEYSTONE IN THE



OPERATION

PROBLEM SOLVING is a daily activity of our engineering staff. Sometimes it involves seeking a solution to a seemingly impossible requirement, but equally often it involves substantial savings through improved production techniques as well as equipment in the production of the more common coil designs.

ORIGINALITY is a characteristic not only of our equipment but of the approach to each engineering problem. While much of our design work and engineering help to our customers is based on sound experience, we also examine the possibility of new and original solutions whenever the opportunity exists. In recognition of our contribution to the art of coil winding the United States Patent Office has granted us nearly a dozen patents on mechanical and electrical designs associated with the winding art.*

UNIQUE MACHINE DESIGNS are the natural product of the constantly inquiring attitude in our field of activity. We were the first to actively merchandise machines using the turret-transfer principle and this is but one of the widely copied innovations made by our concern.

OUR GUARANTEE is a simple and complete one. Any machine or equipment we supply carries the usual guarantee of quality, workmanship and materials. In addition, however, when we recommend equipment for the production of a specific item, our guarantee includes the promised production rate and assures the production at this rate of coils meeting the specifications. If these stipulations cannot be met, we normally suggest to the customer that he should not accept the machine.

**The disclosure of certain unique features in this or other literature does not convey to others the privilege of their incorporating these features in equipment. Anyone wishing to use such features in equipment which they wish to manufacture should contact this office to determine if the particular point has been protected by patents.*